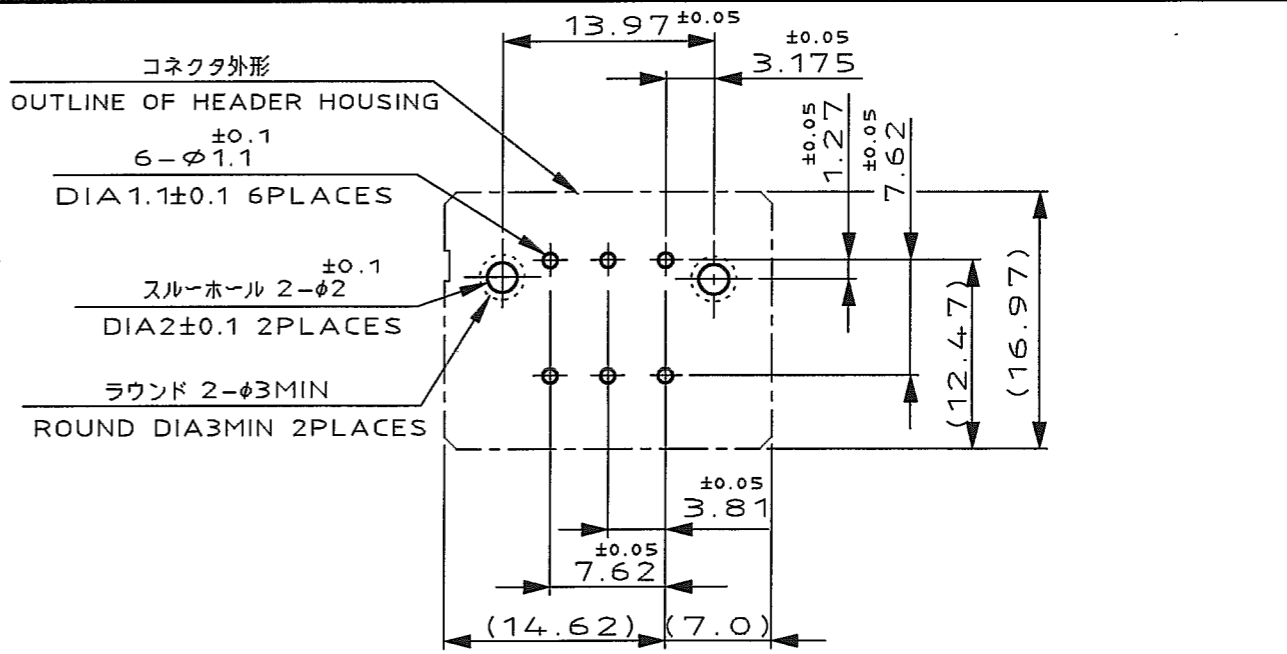
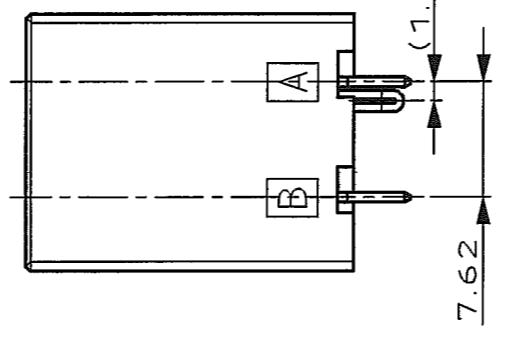
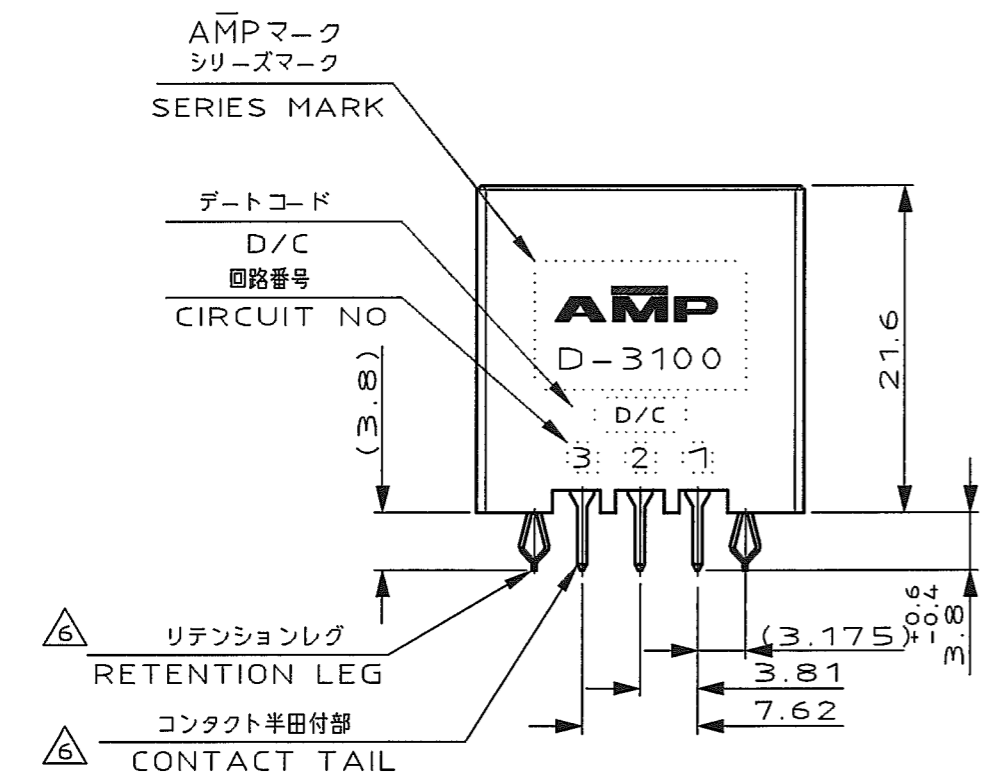
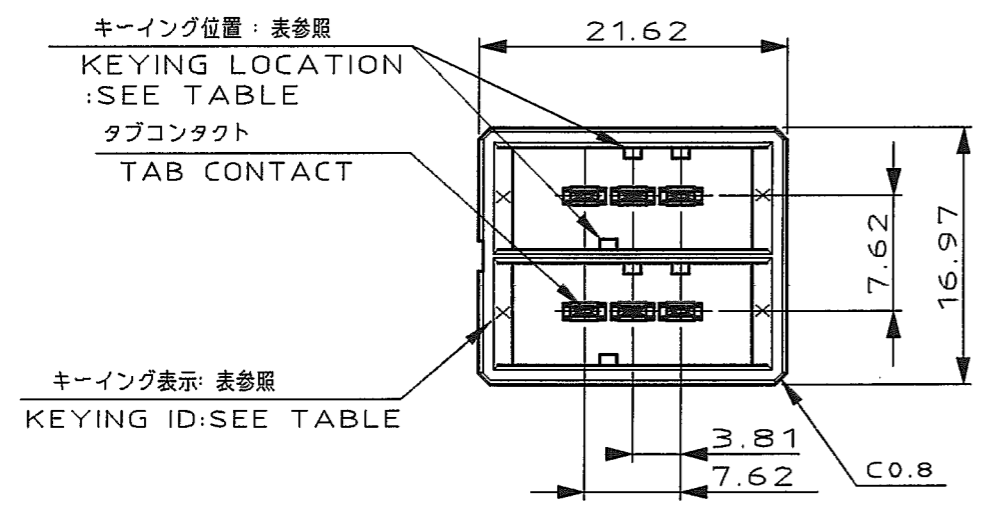


NUMBER 178141
 METRIC
 DIMENSIONS IN MILLIMETERS. DO NOT SCALE PRINT
 PRINT DIST



推奨基板取付け穴寸法
 PC 基板厚: 1.6±0.1
 (非累積公差)
 (コネクタ搭載面)

RECOMEND PC BOARD HOLE PATTERN
 PC BOARD THICKNESS: 1.6±0.1
 (NOT ACCUMULATE TOLERANCE)
 (CONNECTOR MOUNT SIDE)

- NOTES
- MATERIAL: HOUSING: GLASS FILED THERMO PLASTIC, POLYESTER (94V-0), COLOR: BLACK
 CONTACT: COPPER ALLOY
 RETENTION LEG: COPPER ALLOY
 - FINISH (CONTACT AREA): 0.38μm PdNi & Au PLATING OVER NICKEL
 - FINISH (CONTACT AREA): 0.76μm PdNi & Au PLATING OVER NICKEL
 - FINISH (CONTACT AREA): 2.0 μm MIN TIN PLATED OVER NICKEL
 - FINISH (RETENTION LEG): TIN-LEAD PLATED (CONTACT TAIL) OVER NICKEL
 - FINISH (RETENTION LEG): TIN PLATED (CONTACT TAIL) OVER NICKEL

| | | | | | | |
|-----------------|--|---|--------------|--------------|--------|---------------|
| A ROW | | X | Y | △6 | △4 | 3-178141-5 |
| B ROW | | | | △6 | △3 | 3-178141-3 |
| A ROW | | X | X | △6 | △4 | 1-178141-5 |
| B ROW | | | | △6 | △3 | 1-178141-3 |
| | | | | △6 | △2 | 1-178141-2 |
| KEYING LOCATION | | | A ROW KEYING | B ROW KEYING | FINISH | 製品番号 PART NO. |



| | | | | | |
|------------|----------------|------|--|--------------|------|
| WIRE RANGE | INSULATION DIA | NAME | DYNAMIC D-3100 3.81X7.62PITCH(V) 6 POS.HDR CONN.ASS'Y | | |
| mm(AWG -) | mmφ | | 一般公差 (GENERAL TOLERANCE) | SIZE | LOC |
| | | | 100μm : ±0.3 | A3 | J |
| | | | 100μm 300μm : ±0.4 | NUMBER | |
| | | | 300μm 1000μm : ±0.45 | C-178141 | |
| | | | 角公差 : ±3' | SCALE | REV. |
| | | | | 2-1 | F |
| | | | | SHEET 1 OF 1 | |

| | | | | |
|-----|---------------------------|-----|-----|-------------|
| F | REVISED PER ECR-25-250788 | F.Z | R.B | 16 JAN 2025 |
| E1 | REVISED PER ECO-11-005030 | RK | HMR | 28 MAR 11 |
| LTR | REVISION RECORD | DR | CHK | DATE |

| | | | |
|------|-----------|------|-----------|
| DR. | 19 APR 94 | DE. | 19 APR 94 |
| CHK. | 20 APR 94 | APP. | 20 APR 94 |