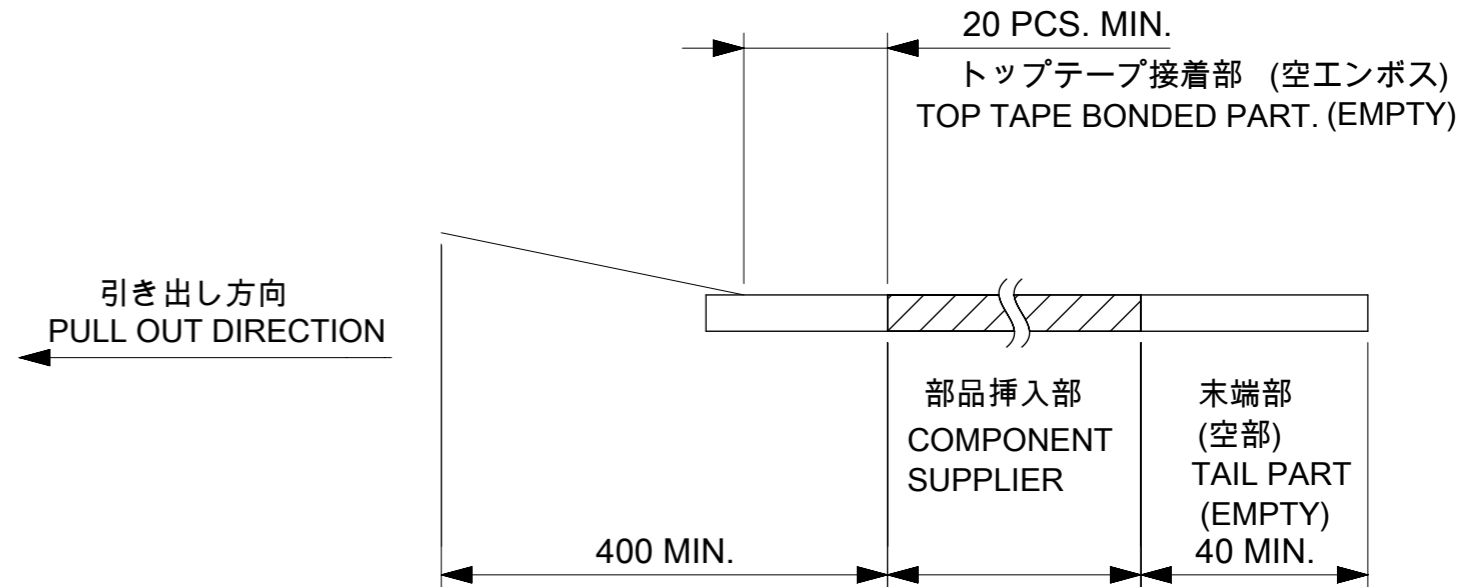


DETAIL "D"

NOTES

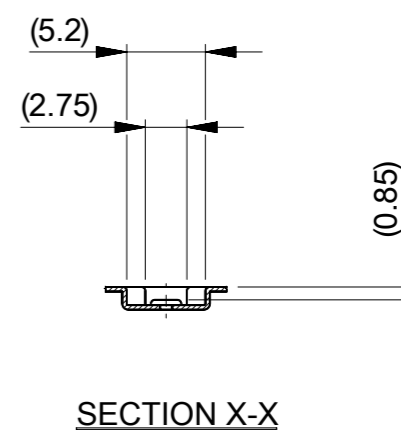
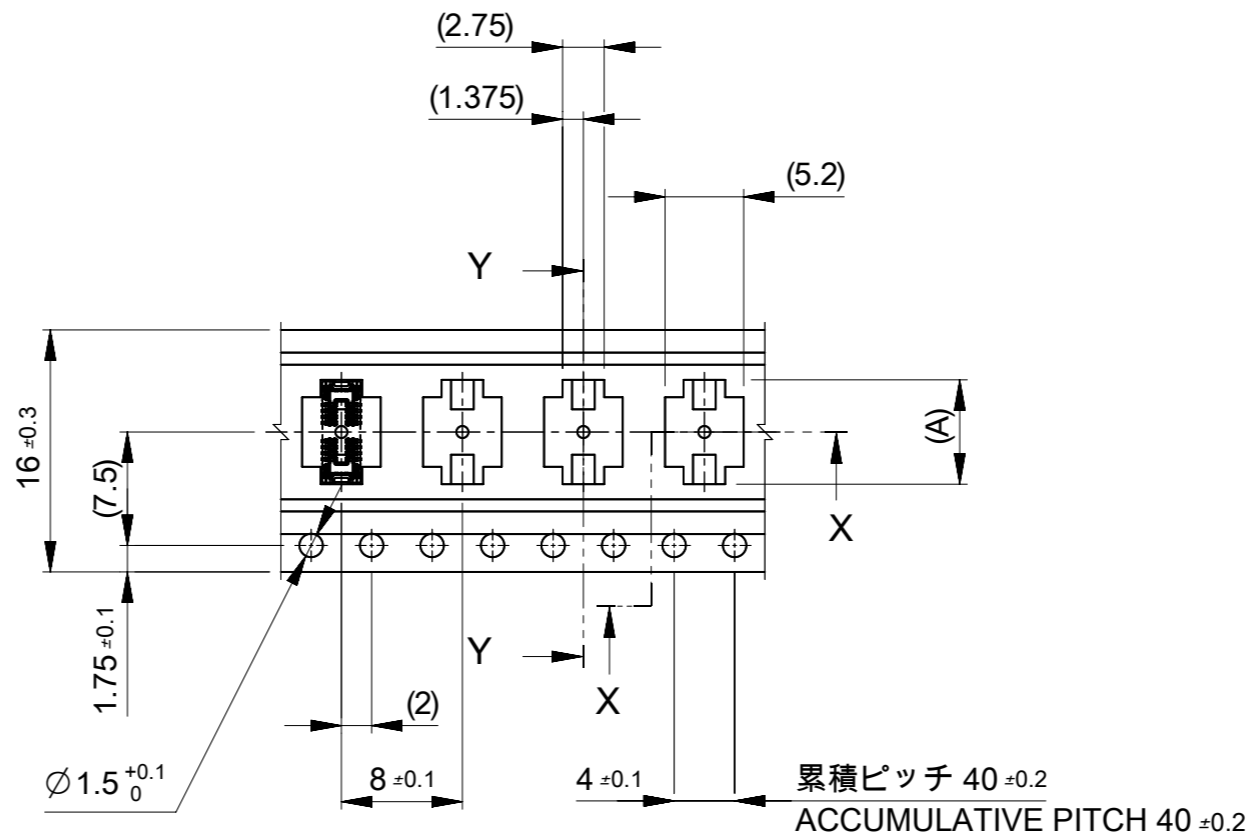
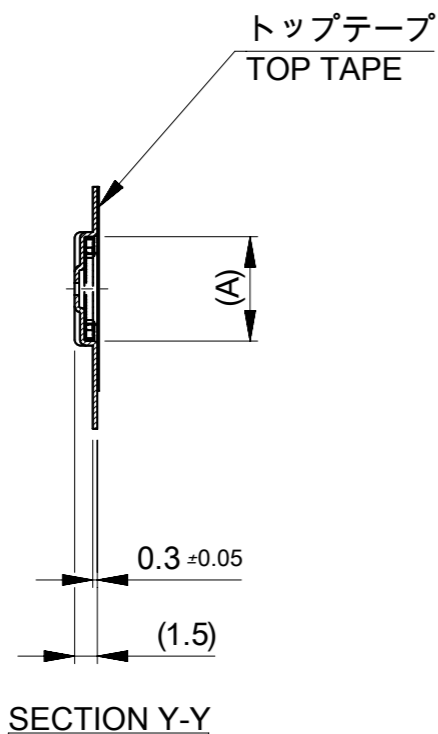
- 製品詳細寸法については製品単体図面を参照下さい。
FOR DETAILED DIMENSION, SEE PRODUCT DRAWING.
- 梱包数量：シート 2, 3, 4の表をご確認ください。
NUMBER OF CONNECTORS : SEE CHART ON SHEET 2, 3, 4
- リードテープ長さ LEAD TAPE LENGTH



- カバーテープの剥離強度については、IEC-60286-3に準拠
COVER TAPE PEEL FORCE IS DEFINED BY IEC-60286-3.
- 材料 MATERIAL
 キャリアテープ(CARRIER TAPE) : ポリスチレン(POLYSTYRENE)
 トップテープ(TOP TAPE) : PET , OTHER
 リール(REEL) : ポリスチレン(PS) (リサイクル材を含む)
 POLYSTYRENE (PS) (RECYCLE MATERIAL CONTAINED)

THIS DRAWING CONTAINS INFORMATION THAT IS PROPRIETARY TO MOLEX ELECTRONIC TECHNOLOGIES, LLC AND SHOULD NOT BE USED WITHOUT WRITTEN PERMISSION									
DIMENSION UNITS	SCALE	CURRENT REV DESC: REMOVED OBSOLETE PART NUMBERS AS PER PCN#516673							
mm	NTS								
GENERAL TOLERANCES (UNLESS SPECIFIED)					0.4 MM PITCH BOARD-TO-BOARD CONNECTOR HIGH RETENTION FORCE (HRF) 7S/7L REC ASSY EMBSTP PKG				
ANGULAR TOL ± 3.0 °									
4 PLACES	± 0.03	EC NO: 850267			PRODUCT CUSTOMER DRAWING				
3 PLACES	± 0.03	DRWN: SAMPRS	2026/01/27						
2 PLACES	± 0.05	CHK'D: GGA	2026/03/13		DOCUMENT NUMBER 5035480000-SD				
1 PLACE	± 0.1	APPR: GGA	2026/03/13						
0 PLACES	± 0.2	INITIAL REVISION:			DOC TYPE DOC PART REVISION PSD 000 A1				
		DRWN: KYHWANG	2020/03/04						
		APPR: SHOSHIKAWA	2020/04/13		MATERIAL NUMBER CUSTOMER SHEET NUMBER SEE CHART GENERAL 1 OF 2				
DRAFT WHERE APPLICABLE MUST REMAIN WITHIN DIMENSIONS		THIRD ANGLE PROJECTION	DRAWING	SERIES					
			A3-SIZE	503548					

引き出し方向
PULL OUT DIRECTION



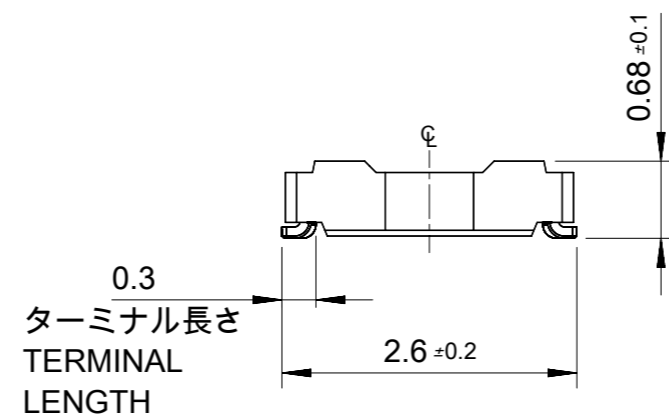
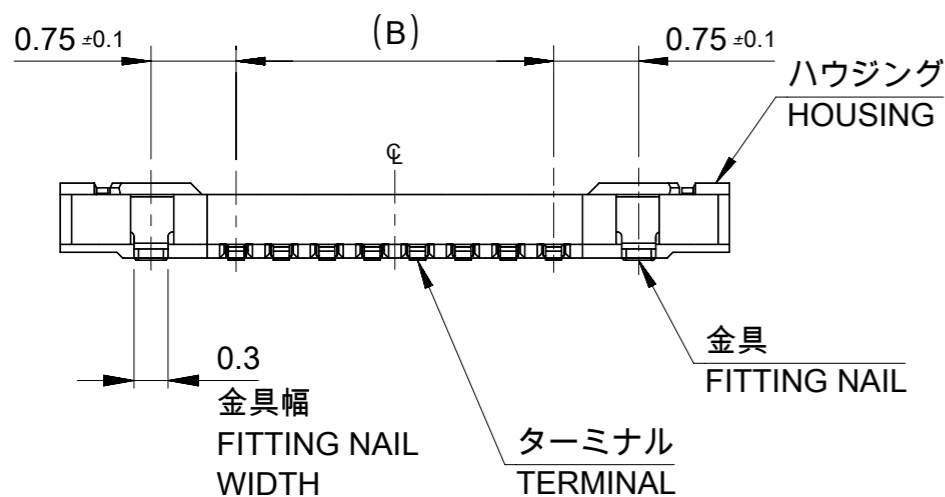
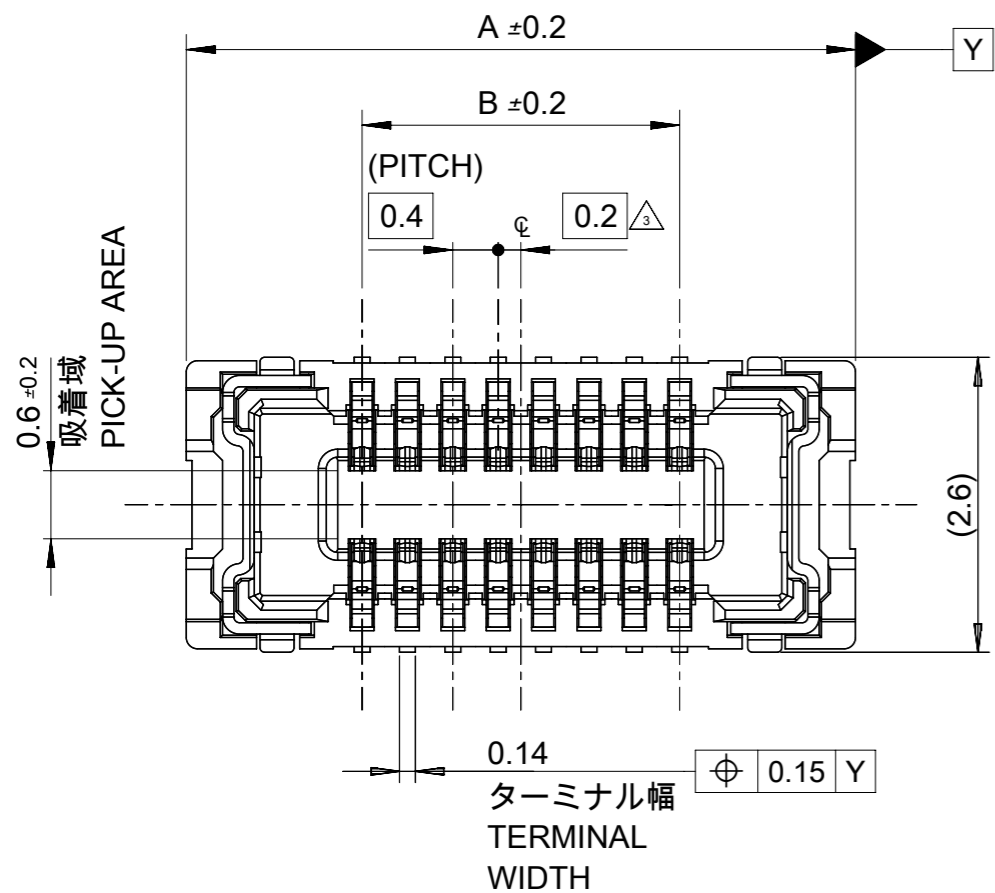
16 mm 幅キャリアテープ
16 mm WIDTH CARRIER TAPE

16	7000	21.4	17.4	6.5	5035481822	18
				6.1	5035481622	16
				5.7	5035481422	14
				5.3	5035481222	12
				4.9	5035481022	10
				4.1	5035480622	6
キャリアテープ幅 CARRIER TAPE WIDTH	NUMBER OF CONNECTORS [PCS/REEL]	C	B	(A)	ORDER No.	CKT.

THIS DRAWING CONTAINS INFORMATION THAT IS PROPRIETARY TO MOLEX ELECTRONIC TECHNOLOGIES, LLC AND SHOULD NOT BE USED WITHOUT WRITTEN PERMISSION										
DIMENSION UNITS mm	SCALE NTS	CURRENT REV DESC: REMOVED OBSOLETE PART NUMBERS AS PER PCN#516673								
GENERAL TOLERANCES (UNLESS SPECIFIED)		<p>molex</p> <p>0.4 MM PITCH BOARD-TO-BOARD CONNECTOR HIGH RETENTION FORCE (HRF) 7S/7L REC ASSY EMBSTP PKG</p> <p>PRODUCT CUSTOMER DRAWING</p>								
ANGULAR TOL	± 3.0 °									
4 PLACES	± 0.03	EC NO: 850267	2026/01/27							
3 PLACES	± 0.03	DRWN: SAMPRS	2026/03/13							
2 PLACES	± 0.05	CHK'D: GGA	2026/03/13							
1 PLACE	± 0.1	APPR: GGA	2026/03/13							
0 PLACES	± 0.2	INITIAL REVISION:	2020/03/04							
DRAFT WHERE APPLICABLE MUST REMAIN WITHIN DIMENSIONS		DRWN: KYHWANG	2020/04/13							
THIRD ANGLE PROJECTION		APPR: SHOSHIKAWA	2020/04/13							
DRAWING		SERIES		MATERIAL NUMBER	CUSTOMER		DOCUMENT NUMBER	DOC TYPE	DOC PART	REVISION
A3-SIZE		503548		SEE CHART	GENERAL		5035480000-SD	PSD	000	A1
SHEET NUMBER		2 OF 2								

DOCUMENT STATUS	P1	RELEASE DATE	2026/03/13	14:36:20
-----------------	----	--------------	------------	----------

503548-**22 6 ~ 18 CKT.



注記 NOTES

1. 使用材料 MATERIAL

ハウジング : 液晶ポリマー(LCP) UL94V-0 (黒)
 HOUSING : LIQUID CRYSTAL POLYMER, UL94V-0 (COLOR : BLACK)
 ターミナル : 銅合金
 TERMINAL : COPPER ALLOY
 金具 : 銅合金
 FITTING NAIL : COPPER ALLOY

2. メッキ仕様 PLATING

ターミナル TERMINAL
 コンタクト部 : 金メッキ (0.1µm以上)
 CONTACT AREA : GOLD (0.1µm MINIMUM)
 テール部 : 金メッキ
 SOLDER TAIL AREA : GOLD
 下地メッキ : ニッケルメッキ (1.0µm以上)
 UNDER PLATING : NICKEL (1.0µm MINIMUM)

※ コンタクト部とテール部の基板接触面には金メッキを施しています。それ以外の個所には金メッキもしくはニッケルメッキが露出し、外観上、色調が異なる場合がありますが、性能には影響ありません。但し、コンタクト部とテール部の間にはニッケルメッキで金メッキを分断している個所があります。

THE CONTACT PART AND SOLDER TAIL SURFACE OF TERMINAL WHICH CONTACTS PAD OF PWB ARE PLATED WITH GOLD. THE OTHER SURFACES ARE PLATED WITH GOLD OR NICKEL UNDERPLATING EXCEPT CUTOFF. THE GOLD PLATING IS DIVIDED INTO TWO SECTIONS BY NICKEL, WHICH ARE CONTACT AND SOLDER TAIL PARTS. IT IS NO PROBLEM IN THE PERFORMANCE ALTHOUGH THOSE MAY SEEM DIFFERENT COLOR TONE.

金具 FITTING NAIL

金メッキ (テール部のみ)
 GOLD (ONLY TAIL PART)
 下地メッキ : ニッケルメッキ
 UNDER PLATING : NICKEL

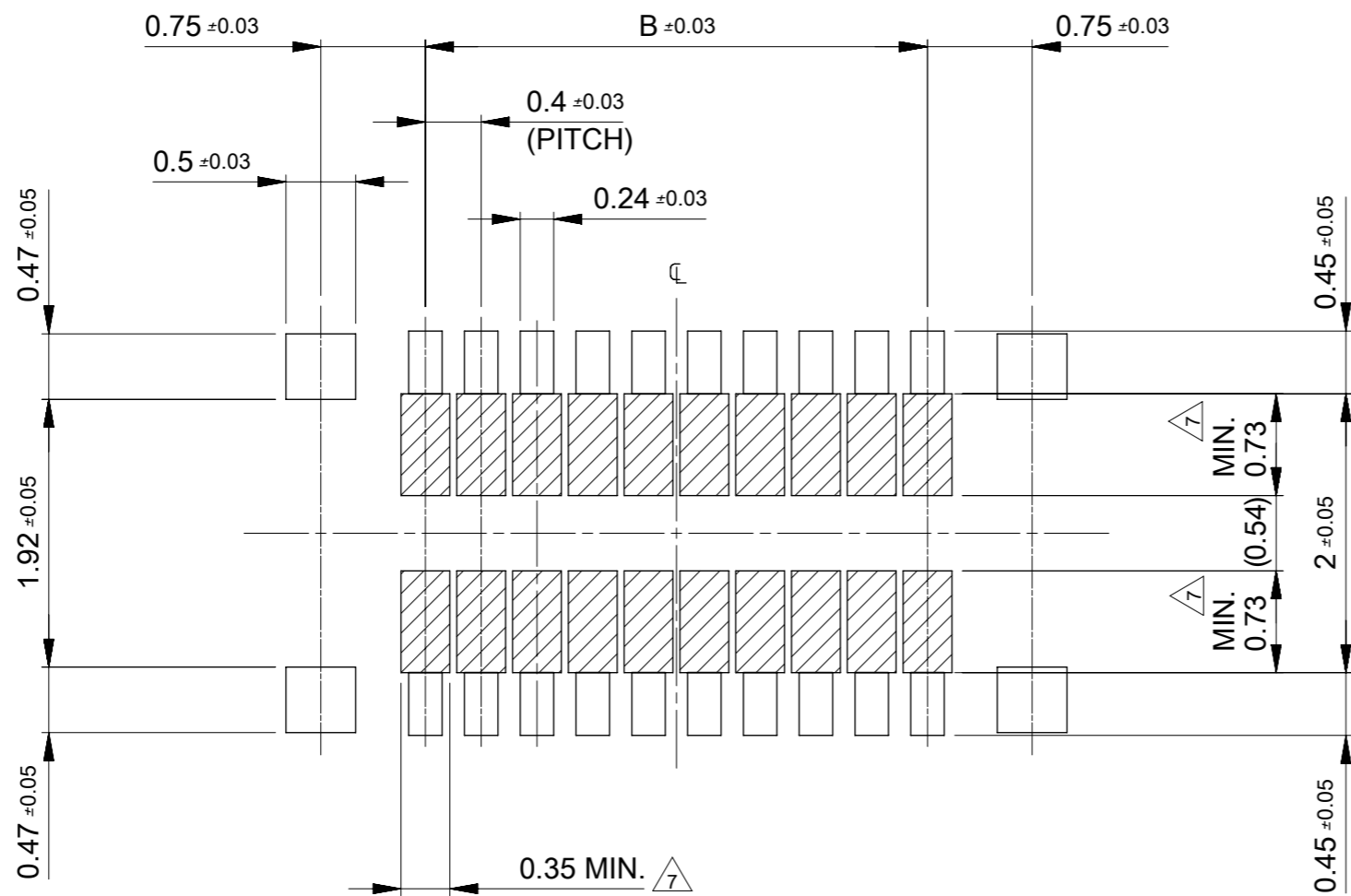
△ (全極数/2)=偶数の場合に適用。
 APPLY FOR (CIRCUIT/2)=EVEN.

- 嵌合相手 : 503552シリーズ
MATE WITH : 503552 SERIES.
- テール平坦度は、0.08以下、テール及び金具の平坦度は、0.1以下。
TAIL COPLANARITY TO BE 0.08 MAXIMUM.
TAIL AND FITTING NAIL COPLANARITY TO BE 0.1 MAXIMUM.
- 本0.4 mm ピッチ BOARD-TO-BOARD CONNECTOR HRF 7S/7L シリーズは503304 / 503308と503548 / 503552シリーズを統合した製品群です
THIS PRODUCT FAMILY, 0.4 MM PITCH BOARD-TO-BOARD CONNECTOR HRF 7S/7L, IS WHAT 503304 AND 503548 SERIES WERE UNIFIED.

3.2	6.3	5035481822	18
2.8	5.9	1622	16
2.4	5.5	1422	14
2.0	5.1	1222	12
1.6	4.7	1022	10
0.8	3.9	5035480622	6
B	A	EMBOSSED PACKAGE	極数
		オーダー番号 ORDER No.	CIRCUITS

THIS DRAWING CONTAINS INFORMATION THAT IS PROPRIETARY TO MOLEX ELECTRONIC TECHNOLOGIES, LLC AND SHOULD NOT BE USED WITHOUT WRITTEN PERMISSION

DIMENSION UNITS	SCALE	CURRENT REV DESC: REMOVED OBSOLETE PART NUMBERS AS PER PCN#516673	molex		
mm	NTS				
GENERAL TOLERANCES (UNLESS SPECIFIED)			0.4 MM PITCH BOARD-TO-BOARD CONNECTOR HIGH RETENTION FORCE (HRF) 7S/7L REC ASSY		
ANGULAR TOL	± 3.0 °	EC NO: 850267	PRODUCT CUSTOMER DRAWING		
4 PLACES	± 0.03	DRWN: SAMPRS 2026/01/27	DOCUMENT NUMBER		
3 PLACES	± 0.03	CHK'D: GGA 2026/03/13	DOC TYPE DOC PART REVISION		
2 PLACES	± 0.05	APPR: GGA 2026/03/13	5035481000-SD PSD 000 A1		
1 PLACE	± 0.1	INITIAL REVISION:	MATERIAL NUMBER CUSTOMER SHEET NUMBER		
0 PLACES	± 0.2	DRWN: KYHWANG 2020/03/04	SEE CHART GENERAL 1 OF 2		
DRAFT WHERE APPLICABLE MUST REMAIN WITHIN DIMENSIONS		THIRD ANGLE PROJECTION	DRAWING	SERIES	
			A3-SIZE	503548	



推奨基板レイアウト
RECOMMENDED P.W. BOARD PATTERN LAYOUT

△7 パターン引き回し、および半田禁止エリア
 (当該箇所においては、これと接触する回路以外の配線を禁止する。
 また、接する回路を配線する場合はレジストを施し、
 この部分に半田は無き事)
 PROHIBITED AREA OF PATTERN WIRING AND SOLDER.
 (IT IS NOT ALLOWED FOR EACH THE AREA TO BE SOLDERED AND
 CONTACT THE OTHER WIRINGS WITHOUT ITSELF ONE.
 IF THEY CONTACTED, RESIST TREATMENT SHOULD BE REQUIRED
 ON IT IN ORDER NOT TO CONTACT EACH OTHER.)

参考メタルマスク開口率 : 100%
 REFERENCE SCREEN OPEN RATIO : 100%

参考メタルマスク厚さ
 REFERENCE SCREEN THICKNESS
 503548-**22 : t=0.08 mm

THIS DRAWING CONTAINS INFORMATION THAT IS PROPRIETARY TO MOLEX ELECTRONIC TECHNOLOGIES, LLC AND SHOULD NOT BE USED WITHOUT WRITTEN PERMISSION											
DIMENSION UNITS	SCALE	CURRENT REV DESC: REMOVED OBSOLETE PART NUMBERS AS PER PCN#516673									
mm	NTS										
GENERAL TOLERANCES (UNLESS SPECIFIED)											
ANGULAR TOL	± 3.0 °	0.4 MM PITCH BOARD-TO-BOARD CONNECTOR HIGH RETENTION FORCE (HRF) 7S/7L REC ASSY									
4 PLACES	± 0.03										
3 PLACES	± 0.03	PRODUCT CUSTOMER DRAWING									
2 PLACES	± 0.05										
1 PLACE	± 0.1	EC NO: 850267 DRWN: SAMPRS 2026/01/27 CHK'D: GGA 2026/03/13 APPR: GGA 2026/03/13									
0 PLACES	± 0.2										
DRAFT WHERE APPLICABLE MUST REMAIN WITHIN DIMENSIONS		THIRD ANGLE PROJECTION		DRAWING	SERIES	MATERIAL NUMBER	CUSTOMER	DOCUMENT NUMBER	DOC TYPE	DOC PART	REVISION
				A3-SIZE	503548	SEE CHART	GENERAL	5035481000-SD	PSD	000	A1